

weco E52

Maximum flexibility
for your lab





The Weco E52 achieves flexibility

The Weco E52 combines all the necessary functionalities of today's state-of-the-art edger practice.


The Weco E52 provides you with all the tools you need to achieve the best results in optical craftsmanship. From different bevel types and groove, to angular drilling, the E52 is the premier answer for modern frame fashions and maximum flexibility for your lab.

Accurate job preparation



HIGHEST ACCURACY IN FRAME TRACING

The CT46 combines the best available tracing methods. One innovative feature is the very smooth manual blocking system. The TrueScan tracing mechanism ensures extremely accurate and reproducible results. Together with GraviTech technology, all types of frames will be traced with unparalleled precision.



INNOVATIVE STYLUS FOR UNLIMITED TRACING

The stylus technology allows precise binocular tracing of frames up to a base curve 9. By tilting, the stylus tip always touches the bottom of the frame groove, delivering perfect results even on asymmetric frame groove profiles.




BEST CENTRING WITH HIGH RESOLUTION CAMERA

Everyone knows the printing on lenses isn't always in the right place. With this optical system, it is possible to see the hidden marks on digital single vision and multifocal lenses. This assures perfect alignment.

REVOLUTIONARY OPTICAL TRACING WITH UNBELIEVABLE RESULTS

With our patented GraviTech technology, users achieve perfect shape reproduction and sizing with results that are superior to mechanical tracers.



A BROKEN RIMLESS LENS? NO PROBLEM! SHAPECREATOR OFFERS THE SIMPLEST SOLUTION!

Another industry first, the optical frame tracing system developed by Weco allows you to capture the shape of the remaining rimless demo lens without the need to unmount / unglue it.




INTELLIGENT DRILLING

The CT46 is the master of drill hole detection. There is no need to mark the drill holes beforehand; the GraviTech Tracer will elegantly capture accurate drill hole coordinates within seconds. Its intuitive interface makes modifying drill points and notches simple and easy.



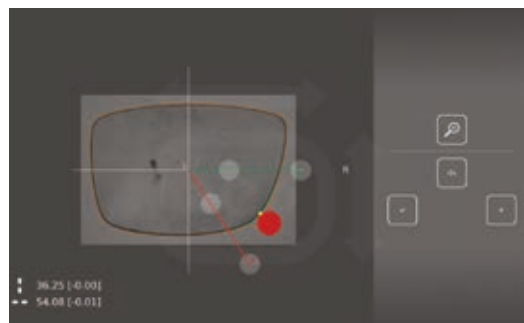
DIGITAL LENS CLOCK

The Digital Lens Clock feature measures the front base-curve of the lens in a matter of seconds. The CT46 then uses this data to achieve a perfect finish.



INTELLIGENT SHAPE SMOOTHING


The CT46 can accurately reconstruct broken or defective demo lenses with minimal effort.



Fashionable flexibility

SMART EDGING OR TORQUE MANAGEMENT SYSTEM (TMS)

Weco E52 intelligently adjusts its edging cycles to the thickness of the lens and material. New sensors and improved software maintain constant pressure on the lens, thus reducing edging time with no risk of misalignment, especially on hydrophobic lenses.



MINI-BEVEL FOR PRECISE FIT

Beside the standard bevel programs, there is also a manual bevel program available which allows you to manipulate the bevel position at any point of the lens shape after the measuring cycle is performed. This allows full operator control of the bevel prior to edging.


In addition, a mini-bevel is available in every program reducing the bevel size and giving you the highest precision when mounting the lens into the frame.

Using this feature, the operator can avoid the whitish ring around the lens commonly seen with standard bevels and thin metal frames.



ADDITIONAL DRILLING FEATURES

The drill unit allows angular drilling of optical lenses to achieve the perfect fit into rimless mountings. This function makes it possible to mount lenses without any manual post processing. Should a post processing need arise, the drilling process can be repeated with a different diameter at the touch of a finger.



Technical specifications

DIMENSIONS CT46:

HEIGHT	645 mm (25.3 in)
WIDTH	325 mm (12.8 in)
DEPTH	545 mm (21.4 in)
WEIGHT	21 kg (46.3 lbs)
VOLTAGE	100V - 240V 50Hz / 60Hz

WECO CT46 - TRACER / BLOCKER

Data base

- Number of jobs: 5 000
- Number of shapes: 10 000
- Number of Frame Manufacturers / Folders: 100

Mechanical Trace

- Powered by Briot unique TrueScan Frame Tracing Technology
- Low Pressure clamping
- Reduced Tracing pressure
- Adapted Tracing speed
- Binocular Tracing in -31s
- Tilted Stylus Technology for binocular tracing up to base 9
- Easy operation through touchscreen

Optical Trace

- Powered by patented GraviTech in HD
- Maximum «A» Dimension: 70mm
- Maximum «B» Dimension: 60mm
- Shape Modification
- Automatic Drill Hole Detection
- Easy Drill Hole Modification and Placement

Centering / Blocking

- Parallax Free Decentration and Blocking
- High Definition Camera
- Highlight and Visualize Laser engravings
- 3D Pupillary Distance Correction

DIMENSIONS E52:

HEIGHT	600 mm (23.62 in)
WIDTH	527 mm (20.75 in)
DEPTH	538 mm (21.18 in)
WEIGHT	75 kg (165 lbs)
VOLTAGE	230V 50Hz / 60Hz

The unit meets the European EMV Standards Class A Industry Standard

WECO E52

Standard Configuration

- Torque Management System(TMS) advanced edging cycle.
- Four 90mm wheels that edge all materials including CR39, Polycarbonate, Trivex, High-Index, and Glass.
- Integrated drilling functions including countersunk holes, notches, blind, and oblong holes. The drilling angle adjusts dynamically from 0-30°.
- Front and backside lens curvature measurement accuracy of 50 microns.
- Visual preview of lens before starting the roughing cycle.
- 4 different bevel program modes including Percentage(default), Base curve, Controlled Bevel(manual), and Automatic.
- Variable chuck pressure based on lens material and coatings.
- Minimum edging diameters:
Rimless Polish = 17mm,
Grooved Polish = 18.2mm,
Bevel Polish = 18.6mm,
Polish with Safety Bevel = 21mm.
- This needs to be positioned above edging diameters.
- 4 different grooving modes including Percentage(default), Base curve, Controlled Bevel(manual), Automatic.
- Front and backside safety bevel.

Connections

- OMA communication through Serial or Ethernet



INNOVATION TO UNLOCK YOUR POTENTIAL

VISIONIX INTERNATIONAL SAS

2 rue Roger Bonnet, 27340 Pont-de-l'Arche - France
Tél. + 33 232 989 132 - Fax + 33 235 020 294
contact@visionix.com

www.visionix.com