


briot attitude

Tackle any
complex design





The Briot Attitude : over deliver for your patients

The Briot Attitude edging system raises the bar for what is possible in your in-house finishing workshop and offers a truly customized eyewear experience. The Attitude's incredible accuracy and speed makes it the perfect lens processing solution for any modern optical practice.

An ergonomic design that makes sense

With special attention paid to even the smallest of details, Briot Attitude was designed to be ergonomic and easy to use. This sleek system was also designed to easily fit into compact spaces.

Intuitive Touch Screen

With popular touch screen technology and the ability to swipe screens between various functionalities, the Briot Attitude offers the ultimate intuitive interface for everyone.

Shop embedded finishing

With Briot Attitude, opticians can show their expertise directly to their customers. Your customers can see all of the special features of their lenses, allowing them to be involved in their own personalized eyewear experience. The new motor also produces minimal sound.

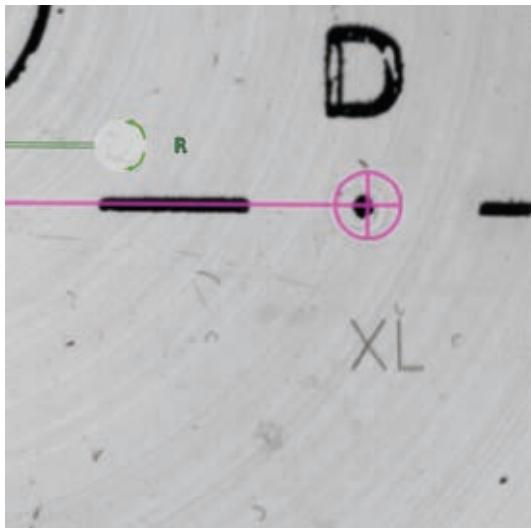
Fast & Easy Finishing Process

Briot Attitude reduces processing time for job preparation including tracing, centering, and blocking. The risk of breakage is also greatly reduced through increased automation, including power measurement. The Briot Attitude is one of the fastest finishing systems available today.

Focus on Ecological Finishing

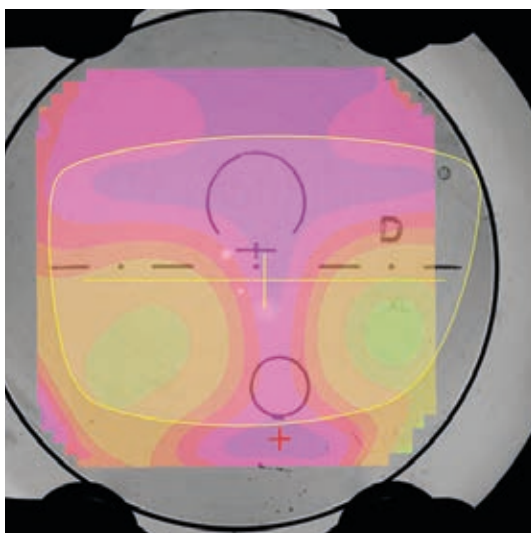
Briot Attitude is not only faster than any previous Briot edger, but it also consumes less power and features a new filtration system that reduces water consumption as well.

See the actual lens map and power channels



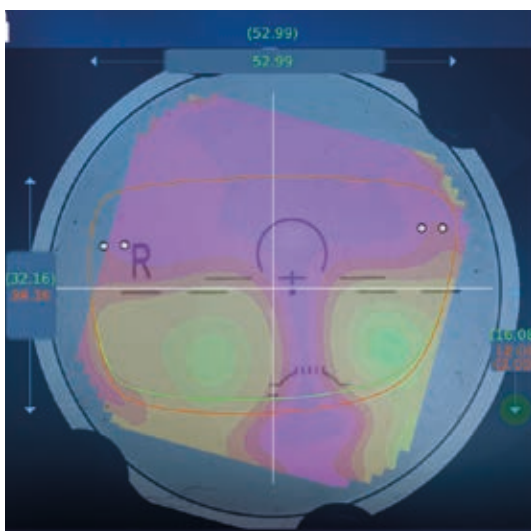
LASER ENGRAVINGS

Using a high-definition camera, you can see the detailed laser engravings on progressive lenses. In cases where there is deviation between the print layout or lens engravings, the user can decide on the best centration.



WAVEFRONT TECHNOLOGY

The Attitude combines the best of both worlds with parallax free centering and wavefront technology. With Shack Hartmann technology, the actual lens design is visible. With this information, the best visual correction for the wearer can be taken into account during the centering and blocking process. By selecting any area of the lens, the optical power and prism is shown, taking away the mystery of even the most advanced digital custom lens designs.



INTELLIGENT SHAPE MODIFICATION

When performing modifications to the shape, Briot Attitude shows the actual lens map in the background. This allows the user to see where the power channels will be located within the new shape or size, and enhances the wearer's visual comfort and lens performance.

Ultimate Edging for Athletic Eyewear

TRUESCAN: TRUE HIGH CURVE TRACER

The Attitude features a new technological concept which allows tracing of extreme wrap frames with ease. Tracing is geared for speed while the mechanics allow a very soft touch on frames to avoid any type of deformation.



HIGH CURVE FINISHING

To ensure a perfect fit for wrap frames, Briot Attitude offers a step bevel finishing.

This feature is customizable on any area of the lens and can be combined with any bevel curve, including the mini bevel. This advantage allows for high quality results and facilitates the treatment of frames with thick nasal or temporal areas.




REAL STEP BEVEL

Certain wrap frames can sometimes require a special step bevel on the lens edge to ensure proper fit and safety for the wearer. The Briot Attitude produces customized step bevels with ease, ensuring the perfect fit with variable width and depth options.



Simple as photocopy your shapes



GRAVITY BASED OPTICAL TRACING

By placing the lens face down, Briot developed a patented method for optical tracing using the gravity point of the lens. The Briot Attitude is capable of capturing even the most complex shapes, including drill holes, with exceptional precision in just seconds. The reproduced shape comes out perfect even on lenses with higher base curves.



NEW DRILL HOLE CUSTOMIZATION

Working with drill holes has never been easier. With the new, intuitive interface and intelligent software, hole placement is fast, easy, and precise.



SMART DESIGN TECHNOLOGY 2.0

The Briot Attitude is capable of processing even the most complex shapes and custom designs with the enhanced Smart Design (SD) 2.0 Technology. Smart Design 2.0 allows for full finishing of the lens without removing it from the chamber, resulting in the final shape or design being perfectly made.

Technical specifications



BV Cert. 8566167

Briot Attitude was designed by our engineers in Normandy, France, and assembled in our local workshops with the greatest care. Each component is crafted with rigorous quality-control protocols at each stage of the process. And all parts are guaranteed for up to 2 years and backed by rapid intervention, ensuring you maximum uptime and a long lifecycle for your machine.

DIMENSIONS :

WIDTH	360 mm (14,2 in)
DEPTH	565 mm (22,2 in)
HEIGHT	590 mm (23,2 in)
WEIGHT	29,5 kg (65 lbs)
VOLTAGE	100 V-240 V / 50 Hz-60 Hz

Meets following directives
CEM 2004/108/CEE,
EN 55022 « Classe B »,
EN 61000 - 6 - 2,
EN 61000 - 6 - 3,
2006/95/CEE, EN 61010-1
Standards UL Version US 115V :
UL 61010-1; CAN/CSA-C22.2
N°61010-1

DIMENSIONS :

WIDTH	510 mm (20.1 in)
DEPTH	615 mm (24.2 in)
HEIGHT	570 mm (22.4 in)
WEIGHT	69 kg (151,8 lbs)
VOLTAGE	CE 230V/50Hz ETL 230V/60Hz

Meets following directives
2004/108/CEE; 2006/95/CEE;
2002/95/CEE; 2006/42/CEE;
EN 61000-6-3 (EN 55022 Class B);
EN 61000-6-2; IEC 61010-1.

ATTITUDE - Centering Device

Frame / Demo Lens Tracing

- Frame tracing, demo lenses, patterns and edged lenses.
- Special technology to measure wrap frames.
- TrueScan: recognition of the 4 frame dimensions, including the frame groove position, giving better fit of the lens into the frame.
- Tracing right eye and/or left eye: transfer of one side only or both eyes.
- Measurement of the frame PD and bridge.
- Shape displayed on screen (scale 1, 2).
- Maximum measurable diameter 70 mm.
- Gravitech® 2.0 superior optical recognition system including accurate drill hole detection and SD Smart Design Detection Technology 2.0
- Digiform included: advanced shape modification with overlaid lens and map display
- Intuitive shape axis modification
- Extensive, alphanumeric Library including 5000 Jobs & 10000 Shapes (Patterns, Drilled Shapes, etc.) with advanced search functions.
- Automatic data transfer from the blocker to the edger.
- Create new shapes from existing ones using the useful drill import & export functions

Centering & Blocking

- Supported Decentration Types $\frac{1}{2}$ PD, $\Delta x - \Delta y$, boxing height or frame height.
- Decentering: 0.05 mm step.
- Automatic Detection of Single Vision, Bifocal and Progressive Lenses
- Power Measurement based on Wavefront Technology for Single Vision Lenses
- Mapping including Power Measurement Point-to-Point for Progressive and Single Vision Lenses
- Controlled blocking pressure.

Connections

- Serial (RS232) and Ethernet (LAN) connection available
- Communication according to the VCA Protocol (Version 3.10)

ATTITUDE - Edger

Features

- Step bevel : the best bevel for sport frames with asymmetrical profiles
- Plastic Version: Four 90 mm edging wheels: all plastics (CR 39, polycarbonate, Trivex™, high index), bevel and rimless finishing, bevel and rimless polishing, tilted bevel wheel.
- Mineral Version: Four 90 mm edging wheels: all plastics and mineral, bevel and rimless finishing including TBS, rimless polishing, TBS wheel.
- Integrated drilling function: Countersunk holes, notches, blind or open oblong blind, or open oblong holes, special rectangular functions. Tilttable drilling angles depending on program from 0° to 30°.
- Tracing prior to roughing with accuracy of 50 Q. Feeling front and rear curvature and lens thickness.
- Visual preview of lens on request, before starting roughing cycle.
- 4 different bevels: Normal, Mini-Bevel, Tilted Bevel, Mini-Tilted Bevel, Partial Bevel.
- 6 different programs: front face, percentage (default setting), $\frac{1}{2}$ - $\frac{1}{2}$, fully customized bevel (manual), automatic bevel.
- Minimum edging diameters: rimless finish 17 mm, grooved finish 18.2 mm, bevel finish 18.6 mm, safety bevel finish 21 mm.
- Grooving Programs: front face, percentage, 1/2-1/2, customized (manual), automatic with adjustable depth and width. Grooving angle adjusted automatically according to the curve and the height of the lens.
- Customized safety bevel (front face, rear face).
- Partial Processing (Bevel-Groove / Groove-Groove / Bevel-Flat / Flat-Groove)
- Step Bevel: the best bevel for sport frames with asymmetrical profiles
- SD Smart Design Technology 2.0



INNOVATION TO UNLOCK YOUR POTENTIAL

VISIONIX NORTH AMERICA
contact-us@visionix.com

USA: 160 Eisenhower Lane North Lombard, IL, USA 60148 - 800.729.1959
Canada: 15-1255B Reid Street Richmond Hill Ontario, Canada - 905.760.2420

www.visionix.com