

weco E7

Proud past,
bright evolution





| weco E7

The best of Weco hardware and software

Weco E7, a highly intuitive lens finishing system suitable for any optical store, includes TrueFit™ and Torque Management System (TMS) technologies.

TMS technology : allow a constant torque strength to be maintained on the lens, optimizing cycle time without the risk of even misalignment, even on hydrophobic lenses.

TrueFit™ technology : allows users to preview the final result, including possible problematic points, to control every detail of the mounting operation before starting edging work.

Dual Screen: 3D visualization offers a unique patient experience*

Give end customers more control in building their ideal eyewear with Weco E7. By utilizing a tablet in your sales area - which allows you to control your device remotely - patients can literally see how their frame and lens selections will look together. This lets you demonstrate how any lenses, including high index lenses, look with any frame while you explain the value of each type of lens. The power of Weco E7 lets patients balance aesthetics and vision quality so the end result is exactly what is expected.



*internet connection required

Proud past...

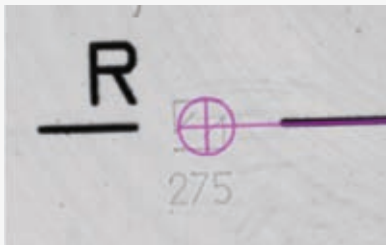


In the past, frame and lenses would be dealt with separately.

Bright evolution...

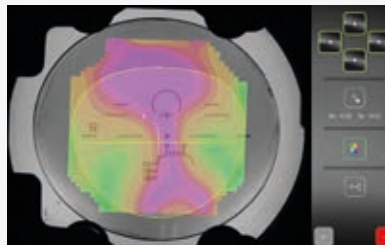


Today, the frame and lenses are integrated and opticians need a thorough understanding of both to achieve the perfect fit.




HD CAMERA

Fast recognition of drill holes and engraving visualizations.




POWERMAP

Wavefront technology.




GRAVITECH

Unique optical tracer technology.



TRUESCAN

Best shape reproduction through adapted speed and low-pressure clamping and tracing.



TRUEFIT™

Achieve ideal lens-frame integration and technical precision without sacrificing aesthetics.



3D

Preview your work before it's done with an unprecedented level of accuracy.



TMS

Intelligent edging process adjusts pressure and speed depending on thickness and material of the lens in relation to the frame shape.

Technical specifications

	Weco E7 All materials	Weco E7 All plastics
Virtual 3D Lens Simulation	•	•
TrueScan Tracing for High Base Frames	•	•
Free Shape Modification + Shape Correction / Repair	•	•
Wavefront Technology • Measurement of Lens Power (Single Vision, Progressive, Prismatic) • Display of PowerMap	•	•
Laser Engraving Visualization • Increase Centring Precision of Progressive / Single Vision Free Form	•	•
Automatic Centering & Blocking • Real, Automatic Centering Due to Wavefront Technology (no Lensmeter needed)	•	•
TMS Advanced Edging Cycle	•	•
TrueFit Bevel Program	•	•
Bevel Types • Variable Mini Bevel: Adjustable Bevel Height • Standard V-Bevel (also called Hide-A-Bevel (US)) • Flat Bevel	•	•
Polishing	Polishing Flat Bevel	Polishing Flat and V-Bevel (incl. Mini Bevel)
Safety Bevel: Variable for Front and Back Individually	•	•
Best Fit Groove: Positions the Groove in Variable Angles Depending on the Base Curve	•	•
Angular Drilling: Drill Holes can be Inclined Between 0° and 30°	•	•
High Curve Bevel (Tilted Bevel): Strength of the Chamfering on the Back Side can be Determined Individually	•	•
Step bevel: Particularly suitable for sports frames. The height and thickness of the bevel are independently adjustable	•	•
High Curve Mini Bevel: the High Curve Bevel can be Combined with the Variable Mini Bevel (Perfect for Metal High Curve Frames > RayBan)	•	•
Partial High Curve Bevel Combine Standard Bevel with High Curve Bevel in 1 or 2 Regions – Perfect for Plastic Frame Combined with Strong Minus Lens	•	•
Hybrid Edging Combine: • Bevel and Groove • Wide/Deep Groove and Narrow Groove • Flat and Groove	•	•
Sd Design • Full Flexibility in Design (from Photo to Finish)	•	•
Internal Databases	5000 Jobs 10000 Shapes / Patterns	5000 Jobs 10000 Shapes / Patterns
Touch Screen Interface	•	•
Remote Updates	•	•

Weco E7 - Tracer/Blocker			
DIMENSIONS :	WIDTH	14.2"	(360mm)
	DEPTH	22.3"	(565mm)
	HEIGHT	23.2"	(590mm)
	WEIGHT	65LBS	(29.5 Kg)
	ELECTRICAL	115V/230V // 50HZ/60HZ	

Weco E7 - Edger			
DIMENSIONS :	WIDTH	20.1"	(510mm)
	DEPTH	24.2"	(615mm)
	HEIGHT	22.4"	(570mm)
	WEIGHT	152LBS	(69 Kg)
	ELECTRICAL	115V/230V // 50HZ/60HZ	



INNOVATION TO UNLOCK YOUR POTENTIAL

VISIONIX INTERNATIONAL SAS

2 rue Roger Bonnet, 27340 Pont-de-l'Arche - France
Tél. + 33 232 989 132 - Fax + 33 235 020 294
contact@visionix.com

www.visionix.com