

weco E32

Edge with ease
and simplicity





| weco E32

Take your lab to the next level

With the Weco E32 you can edge virtually all of your lab work with remarkable ease and simplicity


The Weco E32 is an all-in-one edging system that has integrated tracing, bloking, edging and drilling. This makes it an ideal machine both for lab environments with little space, and for those looking for a simple full-featured edging system.

A powerful package all-in-one



FOLLOW THE PROCESS

Take full control: edging is easy with an intuitive interface that guides you step-by-step in every phase of the process.



TRACE WITH PRECISION

A first for this serie, Gravitech powered tracing enables you to easily trace a demo lens in under 4 seconds! It's exceptional accuracy and precision produces results that are superior to a traditional mechanical tracer.



BLOCK WITH CONFIDENCE

The Gravitech Intuitive camera-based lens blocking and parallax-free has been simplified to 3 easy steps that help eliminate the possibility of human error during the blocking process.

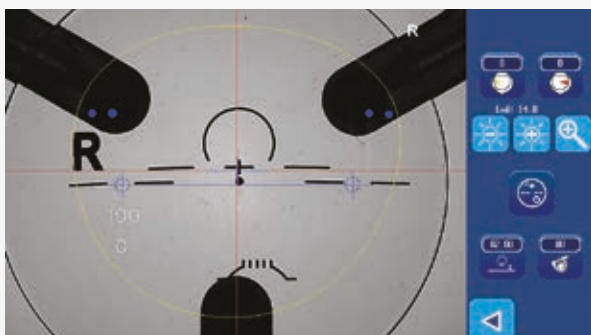


HANDLE THE VAST MAJORITY OF JOBS

Never before has it been easier to edge and do drill mount work. With Gravitech, you don't have to waste time manually programming drill mounts. Just scan the demo lens and the drill mount holes are instantly recognized with minimal adjustment needed.

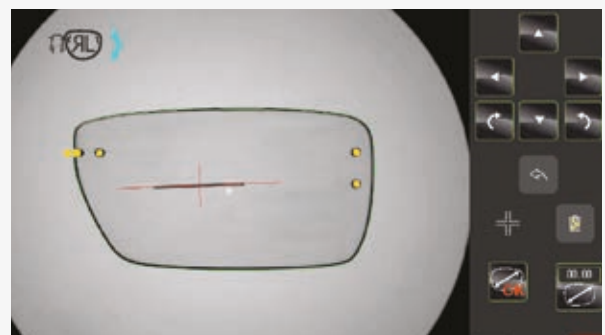
SEE EVERY DETAIL

The Weco E32 includes the best optical system on the market that allows you to center your lenses in a fully parallax-free environment. See every detail, even ones you can't see with the naked eye.



PROGRESSIVE LENSES AREN'T A TOPIC ANYMORE

You can edge even your most expensive progressive lenses with confidence, knowing you will be able to spot every marking and laser engraving.



TACKLE RIMLESS EYEWEAR EFFORTLESSLY

Gravitech 2.0 is the most advanced tracing system on the market; it will automatically detect drill holes, notches, and slots effortlessly with minimal adjustment needed.

Technical specifications

DIMENSIONS :

WIDTH	29.4 in (747.3 mm)
DEPTH	23.6 in (600 mm)
HEIGHT	17.9 in (455 mm)
WEIGHT	151lb (68,5 Kg)
ELECTRICAL	230 V-50 Hz 115 V-60 Hz

Complies with safety directives:
EN 61010-1, Di 2006/42/EC, Di 2014/35/UE, Di 2011/65/UE, Di 2012/19/UE

Complies with EMC directives:
Di 2014/30/EC, EN 61000-3-3 (EN 55016-2-3 "Classe B"),
EN 61000-3-2, EN 61000-6-2

UL standards for 120 V version: UL/CSA 61010-1

WECO E32

Mechanical Tracing	<ul style="list-style-type: none"> • Automatic 3D - Tracing • Monocular / Binocular Tracing • Smooth manual frame clamping
OPTICAL TRACING GRAVITECH 2.0	<ul style="list-style-type: none"> • Accurate optical detection of demo lenses and patterns (including drill hole detection) • Gravity oriented 1:1 reproduction of the demo lens with absolute reproducibility • Shape Creator, an innovative way to create shapes and trace frames optically.
Shape Administration	<ul style="list-style-type: none"> • Job Memory: 2,000 Jobs (including Centering and Edging Parameters) • Shape Memory: 10,000 Shapes (including Drill Hole Parameters) • Shape Modification: A / B / 1/2 B/ Circumference / Radius / Shape-Axis
Centering	<ul style="list-style-type: none"> • Single Vision, Bifocal, Trifocal, Progressive (Markings and Engravings) • Manual centring: Parallax-free digital blocking • Lens fitting check (Measured prior blocking)
Edging	<ul style="list-style-type: none"> • Processing of Glass, CR39, High Index, Polycarbonate and Trivex • Two Sided Measurement of lens with one feeler • Multiple V-Bevel Programs • Polishing of Flat and V-Bevel
Special Features	<ul style="list-style-type: none"> • Grooving with a defined angle of 10° incl. different programs • Variable Groove width and depth • Chamfering: Front in one step / Back in 3 steps • Drilling with a fixed angle of 10°°
Communication	<ul style="list-style-type: none"> • OMA V3.07 • Prepared for Remote Tracing
Easy database import / export tool	<ul style="list-style-type: none"> • USB Connection • Direct Software Upgrade • Easily upload Shape Data such as Silhouette



INNOVATION TO UNLOCK YOUR POTENTIAL

VISIONIX INTERNATIONAL SAS

2 rue Roger Bonnet, 27340 Pont-de-l'Arche - France
Tél. + 33 232 989 132 - Fax + 33 235 020 294
contact@visionix.com

www.visionix.com